Quick Reference Guide

The SonderCare bed was designed with simplicity in mind. Large oversized buttons allow for easy interaction and control of the bed. A clever hand control holder can be easily positioned on either side of the bed. Functional position buttons allow for easy adjustability to comon comfort positioning.

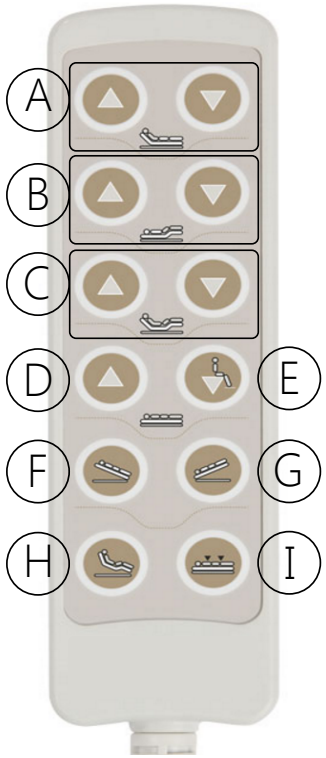

A	Backrest Function Raise/Lower Backrest
B	Knee Function Raise/Lower Knee and Foot
C	Contour Function Moves Backrest and Knee simultaneously
D	Bed Platform Height Raise Total Bed Height
E	Exit Height Lowers Bed to Comfortable Exit Height
F	Reverse Trendelenburg Tilts Bed to Place Head Above Feet
G	Trendelenburg Tilts Bed to Place Feet Above Head
H	Comfort Chair Places Bed in an Upright Chair Position
I	Sleep Position Lowers Bed to Lowest Height for Sleeping

Lockout Feature



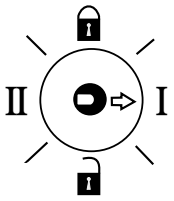

	Locked - NO Functions
I	Unlocked - ALL Functions
II	Unlocked - ALL Functions
	Occupant - ALL Functions except Low Height and Trendelenburg

1-40-001 Rev 1.0

SonderCare
Safe. Healthy. Living.

Quick Reference Guide

The SonderCare bed rail was designed for residents. An all aluminum designed vertical side rail system offers premium quality assistance while allowing for efficient hygenic disinfecting of high touch surfaces. A simple latch mechanism permits the lowering of the rail. Dual stage design promotes increased safety for residents allowing for ergonomic entering and exiting of the bed. 40% coverage (Head Rail) does not require re-positioning to exit bed from a lying position.

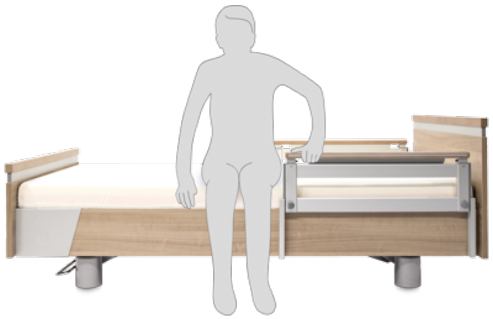

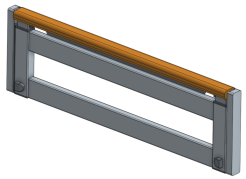

Stage 1

Rail is 'free floating' in the Stage 1 position
Simply lift rail to raise to Stage 2

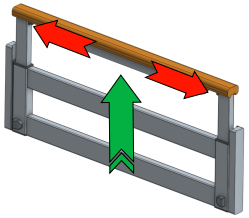

Stage 2

Rail is locked partially while in the Stage 2 position
Simply push Stage 2 lock buttons outward to lower rail back to Stage 1

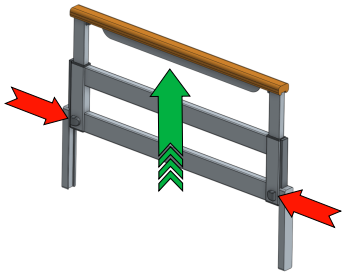

Stage 3

Rail is locked while in the Stage 3 position
Simply push Stage 3 lock buttons inward to lower to Stage 2

1-40-001 Rev 1.0

SonderCare
Safe. Healthy. Living.